



# Elmsleigh Infant and Nursery School


## Africa and Animal Habitats

### RECEPTION – Week 4 Activities

Click on the links to take you to website activities.

Please use these activities to support your child's learning at home throughout the week.

**We understand you are not teachers and the wellbeing of you and your child is the main priority. Please just do your best and don't hesitate to contact us through the class email system or class dojo if you have any questions.**



## Health and well being

### Exercise

#### **Aim to do wake and shake everyday**

On YouTube search for the following, KooKoo Kanga Roo, Go Noodle, Just Dance, and Super Mover.

10 minute shake up ideas linked to [The lion King](#)

### Cosmic Yoga

Our Cosmic Yoga activity this week is [Stezzi the Parrot](#)

### Emotions

Emotion activity song.

The song is a variation on the classic "If You Are Happy, And You Know It."

When singing this, over exaggerate the faces. And encourage the children to make the faces along with the body language.

So often we focus emotion lessons only on faces, but children's bodies tell us how they are feeling too. Can the children come up with their own actions to match the emotion?

If you are happy, and you know it clap your hands If you are happy, and you know it clap your hands If you are happy, and you know it, then your face will surely show it If you are happy, and you know it, clap your hands.	Now replace happy with different emotions: Mad – cross your arms. Frustrated – stomp your feet. Excited – jump up and down. Sad – make a frown Scared – hide your face.
--	--

### Well Being

Play some board games and take time to play in the garden

DVD and Popcorn afternoons 😊

PLAY – Lots and lots of play!

## Writing Activities

**Aim - please complete main activity and x2 additional writing activities**

### Main activity:

Watch the video story of [Rumble in the Jungle](#).

Listen carefully to the story and look at the illustrations. Talk to them about the rhythm of the poems and the rhyming words. Talk to the children about the different animals that they see, which is their favourite jungle animal?

Choose your favourite jungle animal and create a poster about that animal.

- Draw your animal
- Describe your animal
- Include some interesting facts

Useful websites to help to create animal poster.


- [National Geographic kids](#)
- [Animal Fact Guide](#)
- [Science for Kids](#)

### Additional activities

- Purple Mash activity- children to draw a picture of the jungle and write a sentence about their picture. Encourage the children to use their sounds. This will be set as a 2do.

- Ask your child to write out the tricky words from their home learning books on pieces of paper and turn them into a pairs game.

- Spelling Shed games. See word lists set online.



## Maths Activities

**Aim - please complete main activity and x2 additional maths activities**

### Main activities:

#### Money

First activity- children to recognise the coins and match them to their value. This can be done practically with real money and to help the children recognise the coins you could also do some coin rubbing.

1p	
2p	
5p	
10p	
20p	
50p	
£1	
£2	



Second activity- set a little tuck shop for the children to buy different items, give them 20 pennies in a purse/bag/wallet (challenge give the children different coins). They are to choose what they would like and pay for their items using the money you have given them.



### Additional activities

- Purple mash activity- Set as 2do – children to explore maths city 2.
- Number rhymes.
- See if children can remember their number doubles from week 1 (1+1, 2+2, 3+3, 4+4, 5+5, 6+6, 7+7, 8+8, 9+9, 10+,10)
- Head to [White Rose Maths](#) for a selection of home learning activities. Daily activities are available.
- [Toy shop money game](#)
- Lots of money games to play on [Top Marks](#)

## Phonics activities

**Aim – everyday**

**Song for the week – [The Animals went in two by two](#)**

### Practise of sounds flash cards

- [Flash cards](#) to recall sounds learnt
- [Phonics pop](#)- matching phoneme to grapheme

### Segmenting practise

- [Hanging Monkeys](#)- children the word and match to the picture

### Blending practise

- [Forest Phonics](#)- choose phonemes that have been set on spelling shed.

### Tricky words

- Tricky word [penalty shoot out](#)

### Access to phonics play:

Username: March20 Password: home

## Reading activities

**Aim – everyday**

You can use your own books or use the links below.

Head to <https://www.getepic.com/students>

Ladybirds - enter the code xxb9070, select your name and you're in.

Butterflies - enter the code gni0548, select your name and you're in.

### This weeks recommended books:

**Twinkl** – [Part of the Party](#)

**Getepic** – [Where do animals live?](#)

**Favourite Bedtime Story** – [The mixed up chameleon](#)

(On you tube if you don't have the book at home)

Please see below how to access books.

**Twinkl** - Register for free using the code CVDTWINKLHELPS

**Getepic**- Register using the code above.

# Learning projects throughout the week

## Understanding the world

Identify the birds in your garden, birds you can see from your window/surrounding area-

- Use the [RSPB checklist](#) and tick the birds you have seen
- Draw a picture of the birds you can see.

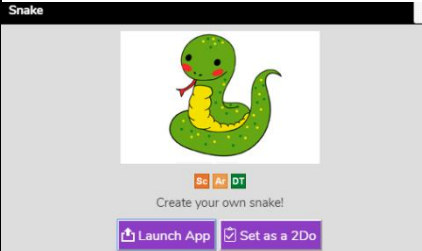
## Creative

Your child is to choose one of the animals from the story and using recycled materials can they create one of the animals from the story. The image on the right has used bottles, kitchen rolls and cardboard boxes. Don't forget to send you pictures to class dojo 😊



## Purple Mash activity

Create a snake. This will be set as a 2do task.



## **Just a little note:**

We hope you are all doing okay. Please get in touch on class dojo to share any learning you've been doing at home or ask any questions. We honestly love seeing the children's work and smiles.

Just do what you can with home learning and don't put pressure on yourselves.

Take care and stay safe,

Mrs Mansfield and Mrs Bowman 😊 x